

Lesson 2

Two Friends and a Bear



Let's read:



A rabbit **nibbles** carrots.




A bear **sniffs** at her food.



A sparrow **pecks** at grains.



A cat **licks** her paws.



A cow **chews** its food.



A boy **sips** a cup of tea.

Let's read and show the actions:

chew

sniff

peck

lick

nibble

sip

*The teacher will help learners to show actions.*



Let's listen to a story of two friends:

Anup and Tipin were friends. One morning they had to go to a village. But they had to cross a big forest on their way. The forest was full of wild animals.

"I'm afraid of wild animals," said Anup.

"Don't be afraid. If you are in danger, I'll help you, I promise!" said Tipin.


Anup was very happy to hear what Tipin said. "What a good friend you are!" he said.

Suddenly, a big black bear came out of the forest. Anup and Tipin were frightened.





Tipin forgot all about his promise.  
He ran and climbed up a tall tree.



Anup didn't know how to climb a tree. But he remembered what his parents had said to him, "A bear never touches a dead man's body." So Anup lay down on the ground as if he were dead. The bear came to Anup and sniffed at him.

The bear thought that Anup was dead. So, it slowly moved away and disappeared into the forest.

Tipin now climbed down the tree. He wanted to know what the bear did to Anup. He said, "What did the bear do? Did the bear tell you something?"

Anup replied, "The bear told me: never trust someone who doesn't help you."






## ACTIVITIES

### 1. Match the sentences to the picture of the person who said them:



- a) "I'm afraid of wild animals."
- b) "If you are in danger, I'll help you."
- c) "Never trust someone who doesn't help you."



### 2. Let's see how much we have understood:

- a) Who were Anup and Tipin?
- b) Who climbed up a tree?
- c) Why did he climb up a tree?
- d) Who lay down on the ground?
- e) Why did the bear move away?
- f) Who do you like the most – Anup or Tipin? Why?

### 3. Read:

Question 1. What did Tipin do?

Answer 1. He ran and climbed up a tree.

Question 2. What did the bear do?

Answer 2. The bear came to Anup and sniffed at him.

**Now, ask questions to get the answers.**

Question 1. What did .....?

Answer 1. Tipin climbed up a tree.

Question 2. What did.....?

Answer 2. Anup lay down on the ground.

4. Anup said, "I'm afraid of wild animals." Tipin said, "Don't be afraid."

Do you know "I'm" and "don't" are the short forms of "I am" and "do not". We use them while speaking. Let us read and practise more such words:

I am	let us	do not	is not	could not	has not
I'm	let's	don't	isn't	couldn't	hasn't
cannot	were not	was not	did not	have not	will not
can't	weren't	wasn't	didn't	haven't	won't



I'm is the short form of I am.

Let us is the full form of Let's.



5. Read and complete the sentences with the words in the boxes:

**I'll**

**didn't**

**I'm**

- a) "\_\_\_\_\_ afraid of wild animals," said Anup.
- b) "\_\_\_\_\_ help you," said Tipin.
- c) Anup \_\_\_\_\_ know how to climb a tree.

6. Read:

sniff

A bear sniffs at the fishes.



7. Look at the words in the bag. They are all describing words. Your teacher will read out the words. Find out the words in the grid and circle them:



b	a	d	t	e	v
z	b	l	a	c	k
r	o	b	l	x	s
e	w	i	l	d	n
d	m	g	o	o	d

8. Rearrange the words and make sentences. Put a full stop at the end of the sentence:

a) It forest a was big

.....

b) Tipin a saw tree tall

.....

c) Anup black saw a bear

.....

d) You good are a friend

.....

*The teacher will help learners to find out the words in the grid.*



**9. See and read:**



climb  
climbing up  
Tipin is climbing up a tree.



climb  
climbing down  
Tipin is climbing down a tree.

**10. Read these sentences about some things we do with our friends:**


- a) I play with my friend.
- b) I share my toys with my friend.
- c) I help my friend in need.

**Now, write two sentences about what you do with your friends:**

- a) .....
- b) .....

*The teacher will help learners to pronounce the word 'climb' with a silent 'b'.*

11. a) Let's read:



11. b) Now, talk to your friend and find two things he/she does in her/his free time. Fill in the blanks to complete the sentences about your friend. You can take help from the clouds.

sings songs

draws pictures

plays football

This is my friend ..... He/She.....

He/She..... He/she also.....



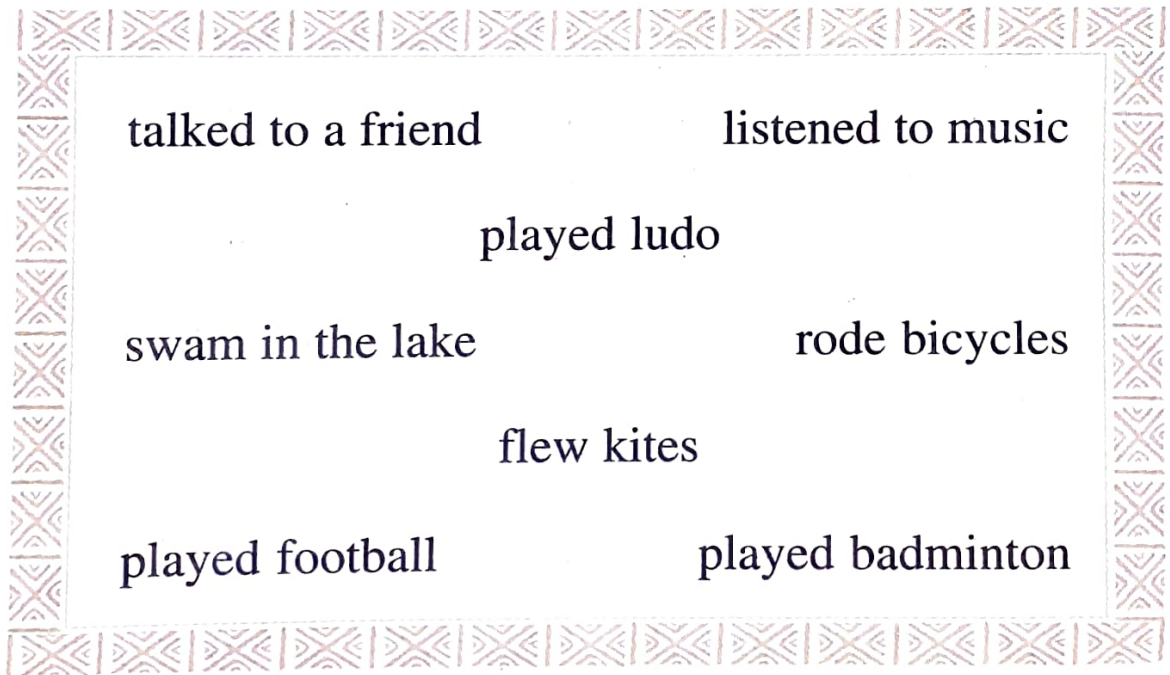
**12. Read the following sentences:**

- a) I play football.                      b) We read books.  
c) She sings songs.                      d) He plays badminton.  
e) They sing songs.                      f) We read books.

**Notice the underlined words. You can see that some of these words have 's' and some don't have 's' at the end. Find out and write the words that are used before 'plays' and 'sings'.**

- i) \_\_\_\_\_                      ii) \_\_\_\_\_

**13. Write two things that you did yesterday. You can take help from the words in the frame:**



- a) We.....  
b) We.....

*The teacher will tell learners that 's' is used at the end of action words of present time that follow 'he' or 'she'.*

**14. Handwriting:**

Friends make us happy.



15. Let's recite:

**Things I like to do**

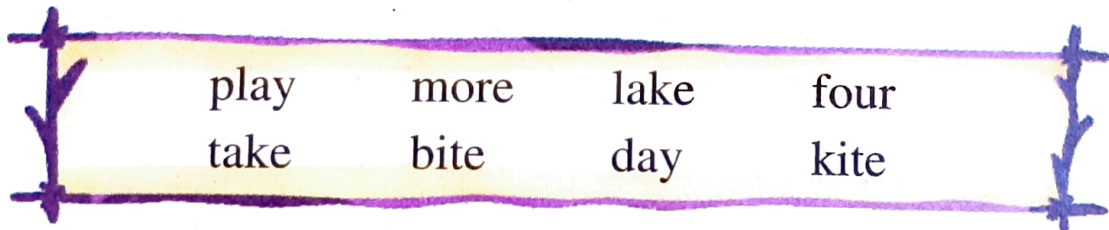
There are some things  
I like to do  
The one that's best  
Is play with you.

There's nothing more  
I wish to be  
Than be your friend  
And sing with glee.



16. Find the rhyming words in the poem and underline them.

17. Read the words in the frame:



Now, find out the pairs of rhyming words from the frame and write them.

\_\_\_\_\_

\_\_\_\_\_